

DOHA
BRITISH
SCHOOL
WAKRA

Year 1
Knowledge
Organiser


Autumn Term
2021



Thomas Edison

*I have not failed.
I've just found 10,000 ways
that won't work.*

Thomas A. Edison



Contents Page

Page 3	<u>What are Knowledge Organisers?</u>
Page 4	<u>How to use a knowledge organiser?</u>
Page 5	<u>Timetable 1D</u>
Page 6	<u>Timetable 1B</u>
Page 7	<u>Phonics - Sound Mats</u>
Page 8	<u>English – Phonics</u>
Page 9	<u>English – High Frequency Words</u>
Page 10	<u>English – Punctuation</u>
Page 11	<u>English – Reading</u>
Page 12	<u>Maths – Number and Place Value</u>
Page 13	<u>Maths – Addition and Subtraction</u>
Page 14	<u>Maths – Geometry</u>

Page 15	<u>Science - Materials</u>
Page 16	<u>Science – Materials</u>
Page 17	<u>Science – All about me</u>
Page 18	<u>History – Significant Artists</u>
Page 19	<u>Geography – Continents</u>
Page 20	<u>Music</u>
Page 22	<u>Spanish</u>
Page 23	<u>Spanish</u>
Page 24	<u>PE</u>
Page 25	Resources



What are Knowledge Organisers?

What are knowledge organisers?

- A knowledge organiser is a set of key facts or information that pupils need to know and be able to recall in order to master a unit or topic.
- Knowledge organisers outline the essential knowledge that the teachers are covering across a unit of work including; key dates, key people, key vocabulary, definitions and supporting pictures or diagrams.
- The curriculum has a greater focus on retrieval and application of knowledge this puts increasing pressure on our children to know and retain even more information for longer.
- The secret to success is to regularly revisit the knowledge to be learned (known as 'spaced retrieval'). This helps transfer the knowledge from the short-term memory to the long term memory.



How to use a Knowledge Organiser?



How to use these knowledge organisers

Every week you should be studying one section of these knowledge organisers in order to be prepared for quizzes in class. The quizzes will test the knowledge from the organisers plus knowledge learnt in class that week.

You should be using your notes to self test yourself on the knowledge you have studied in your organiser.

You can do this in a number of different ways, here are a few suggestions:

- Read through the organiser
- Teach someone the knowledge in the organiser to see if you understand it
- Write the keywords in your book then cover your KO and see if you can write out the definitions.
- Use the 'Look, Cover, Write, Check and Correct' technique.
- Make up questions from your organiser and answer them later.
- Create a mind map or revision clock and test yourself.
- Read out loud the knowledge organiser into a microphone and listen back to the recording

Year 1 Timetable Bat Class

Year 1 Timetable 2021-21

Week 1: **Sunday and Tuesday in School, Monday, Wednesday and Thursday online**

Week 2: **Sunday and Tuesday online, Monday, Wednesday and Thursday in Shcool**

	Registration 07:00-07:30	Period 1 07:30-08:20	B 0 r 8 e : a 2 k 0	Period 2 08:40 - 09:30	Period 3 09:30 - 10:20	L 1 u 0 n : c 2 h 0	Period 4 11:00 - 11:50	Period 5 11:50 - 12:40	Period 6 12:40 - 1:30
Sunday Wear PE kit	Phonics	P.E		English	Maths		Spanish/Arabic	Science	Science / Home 12:45
Monday Bring in Library Books	Phonics	Maths		MUSIC	English		11:00-11:25 Library Qatar History	Spanish/Arabic	Qatar History / Home 12:45
Tuesday Bring Guided Reading Book	Phonics	Maths		English	Computing		Guided Reading	Arabic / Guided Reading	Guided Reading / Home 12:45
Wednesday Wear PE kit	Phonics	Arabic / Phonics		English	P.E		Maths	Spanish/Arabic	PSHE/ Story / Home 12:45
Thursday	Phonics / Spelling Test	Maths		Arabic / Maths	English		Foundation	Foundation	Foundation / Home 12:45



Year 1 Timetable Giraffe Class

Year 1B Timetable 2021-21

Week 1: Sunday and Tuesday in School, Monday, Wednesday and Thursday online

Week 2: Sunday and Tuesday online, Monday, Wednesday and Thursday in School

	Registration	Period 1	B r e a k	Period 2	Period 3	L u n c h	Period 4	Period 5	Period 6
Sunday Wear PE kit	Phonics	P.E		English	Math		Spanish/Arabic	Science	Science/Home 12:45
Monday Bring in library books	Phonics	English		Math	MUSIC		11:25-11:50 Library Qatar History	Spanish/Arabic	Qatar History/ Home 12:45
Tuesday Bring in guided reading book	Phonics	Math		English	Guided Reading		Guided Reading	Arabic/ Guided Reading	Guided Reading/ Home 12:45
Wednesday Wear PE kit	Phonics	Arabic		English	P.E		Math	Spanish/Arabic	PSHE/ Story/ Home 12:45
Thursday	Phonics/ Spelling test	English		Arabic	Math		Computing/ Foundation	Foundation	Foundation/ Home 12:45


























Phonics – Sound Mats






























Order of teaching spellings	
Week 1	Recap all Phase 2
Week 2	j, v, w, y and x
Week 3	z/zz, qu, ch and sh
Week 4	Phase 2 tricky words
Week 5	th, ng, ai and ee
Week 6	igh, oa, oo/oo
Week 7	Phase 3 tricky words
Week 8	ar, or, ur and ow
Week 9	oi, ear and air
Week 10	Phase 3 tricky words
Week 11	ure and er
Week 12	Recap all phase 3
Week 13	Recap all phase 3
Week 14	Phase 4 tricky words
	Phase 4 tricky

My Phase 2 Sound Mat

s 	a 	t 	p 	i 	n 	m 	d 
g 	o 	c 	k 	ck 	e 	u 	r 
h 	b 	f 	ff 	l 	ll 	ss 	

twinkl www.twinkl.co.uk

My Phase 3 Sound Mat

j 	v 	w 	x 	y 	z 	zz 	qu 
ch 	sh 	th 	ng 	ai 	ee 	igh 	oa 
oo 	oo 	ar 	or 	ur 	ow 	oi 	ear 
air 	ure 	er 					

twinkl

*Pure

English- Phonics

Phonics and Spelling

Phoneme	A single unit of sound
Diagraph	A type of grapheme where two letters represent one phoneme (sound) e.g. <u>fe</u> t
Consonants	Most of the letters of the alphabet represent consonants; the letters a, e, i, o, u represent vowels
Vowels	The letters a, e, i, o, u
Grapheme	A letter, or combination of letters, that corresponds to a single phoneme within a word e.g. <u>t</u> en
Segment	Break a word into phonemes
Blend	Put the phonemes back together
Compound word	A word that contains two or more root words e.g. news+paper, ice+cream
Tricky Word	A word which can't be phonetically decoded
Prefix	A prefix is added at the beginning of a word in order to turn it into another word e.g. <u>dis</u> appear
Suffix	A suffix is an 'ending', used at the end of one word to turn it into another word e.g. teacher <u>er</u>
Nonsense Word	Words use to check phonic decoding skills which are not real word eg meap
CVC	Consonant, vowel, consonant words e.g. cat/dad
Homophone	Two different words are homophones if they sound exactly the same when pronounced e.g. hear/here



English-High Frequency Words

a	about	all	an	and
are	as	asked	at	back
be	big	but	by	called
came	can	children	come	could
dad	day	do	don't	down
for	from	get	go	got
had	have	he	help	her
here	him	his	house	I
I'm	if	in	into	is
it	it's	just	like	little
look	looked	made	make	me
Mr	Mrs	mum	my	no
not	now	of	off	oh
old	on	one	out	people
put	said	saw	see	she
some	so	same	that	there
them	then	their	they	this
time	too	to	up	very
was	we	went	where	what
when	will	with	you	the



English – Punctuation



Grammar and Punctuation

Connective	Joins two clauses together e.g. I went to the shop <u>and</u> I bought some eggs. I went to the shop <u>because</u> I had run out of eggs.
Adjective	Used before a noun to make the noun's meaning more specific e.g. tall, blue
Time word	A word that is used to open a sentence and give detail about when it happened/should happen. First, take two slices of bread and then, use a knife to butter each slice. After that, add your chosen sandwich filling.
Noun	A person, place, thing or idea.
Proper noun	The names, titles or places, always starting with a capital letter no matter where it is in the sentence. E.g. Tuesday – the name of a day
Verb	Verbs are sometimes called 'doing words' because many verbs name an action that someone does e.g. run, cook
Adverb	These modify or describe the verb e.g. quickly, happily
Swag Bag	Interesting vocabulary that we hear when reading class stories and displayed to use in our independent writing.
Question	Asks something Why aren't you my friend? [question]
Statement	States a fact or something that has happened e.g. You are my friend. [statement]
Command	Something you have to do E.g. You will be my friend! [command]
Tense	Shows whether you are writing about the past or present
Singular	The form of a word that refers to only one of a thing – cat
Plural	The form of a word that refers to more than one of a thing - cat <u>s</u>
Capital Letter	An upper case letter that begins a sentence or is used for a proper noun (places, names).
.	Full stop – used at the end of a sentence
?	Question mark – used at the end of a question, in place of a full stop
!	Exclamation mark – used to add emphasis or drama, usually in a command or

English – Reading

Reading

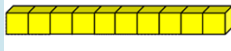

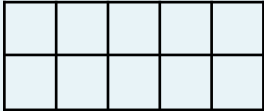



Decoding	Breaking down a word into different phonemes to help read it
Retrieval	Finding information from a text
Prediction	Saying what will happen next or as a result of something
Comprehension	Understanding what has been read
Inference	Making assumptions about what is happening in a text from what you know
Deduction	Using evidence in a text to support an idea
Fiction	A text that is based on imaginary events or characters
Non-Fiction	A text that is based on real life events, objects or animals etc. Usually known as an information book.

Recommended Reading List Year 1

Author	Title	Author	Title	Author	Title
Enid Blyton	The Magic Far Away Tree	Neil Gaiman	Cinnamon	Edward Lear	The Owl and the Pussy Cat.
Anna Llenas	The Colour Monster	David McKee	Not Now Bernard	Jeanne Willis	Slug Needs a Hug
Beatrix Potter	The Tale of Peter Rabbit	Toby Forward	The Wolf Story: What Really Happened to Little Red Ridding Hood.	Mairi Hedderwick	Katie Morag Island Stories
Janet Stevens	And the dish ran away with the spoon.	A.A. Milne	The more it snows.	Lemony Snicket	The Dark




Maths – Number and Place Value

Word	Definition	Word	Definition
tens	Whole number worth 10 e.g. 23 has 2 tens.  = 10	digit	Any of the numerals from 0 to 9, especially when forming part of a number.
ones	Whole number worth one e.g. 23 has 3 ones.  = 1	number	A value shown in digits, words or pictures
equal	The same value =		
more / greater	Something that is bigger in value e.g. 3 is more than 2 >	Numbers to 50	Read, write and recognize numbers in digits (not words) to 50.
less / fewer	Something that is smaller in value e.g. 3 is less than 4 <	One more and One less than numbers to 50	38, 39, 40 23, 24, 25
part	Some but not all e.g. 3 is part of 7. The other part is 4.	Counting in 2s	0, 2, 4, 6, 8, etc
whole	The whole of the group or number – the biggest number. 3 is a part, 4 is a part, 7 is the whole	Counting in 5s	0, 5, 10, 15 etc
ten frame		bar model	
part whole model		Base 10	
Useful Links:	Adding songs and games. Youtube: https://www.youtube.com/watch?v=oTgLtF3PMOc www.topmarks.co.uk	How to help?	Counting forwards and back using objects. Counting one more and one less using a number line Board games adding – snakes and ladder.


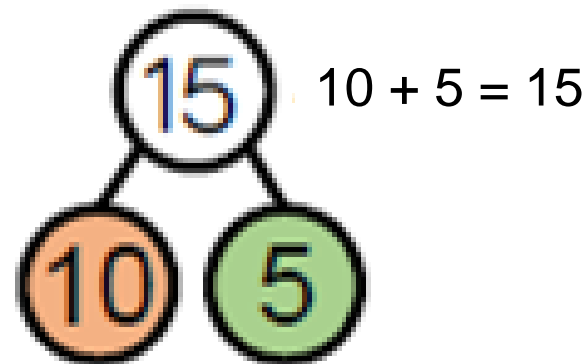
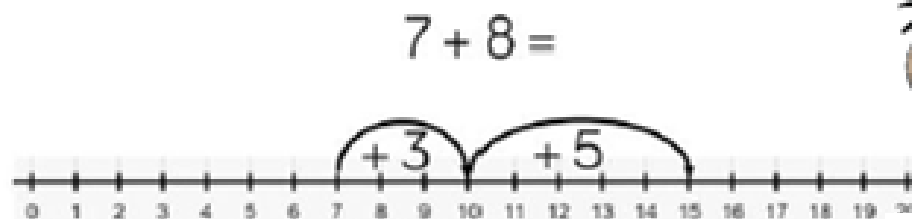


Maths – Addition and Subtraction

Word	Definition	Word	Definition
Number bond	Two numbers that add together to make a given number. <u>This term number bonds to 20.</u>	compare	Look at the difference between two things
add	+ (addition, more, all together, sum)	Count on	Count from a given number e.g. $4 + 3 =$ Start counting from 4
equal	The same value =	One more	The next number
subtract	- (take away, less, minus, difference)	One less	The number before



$$12 + 1 = 13$$

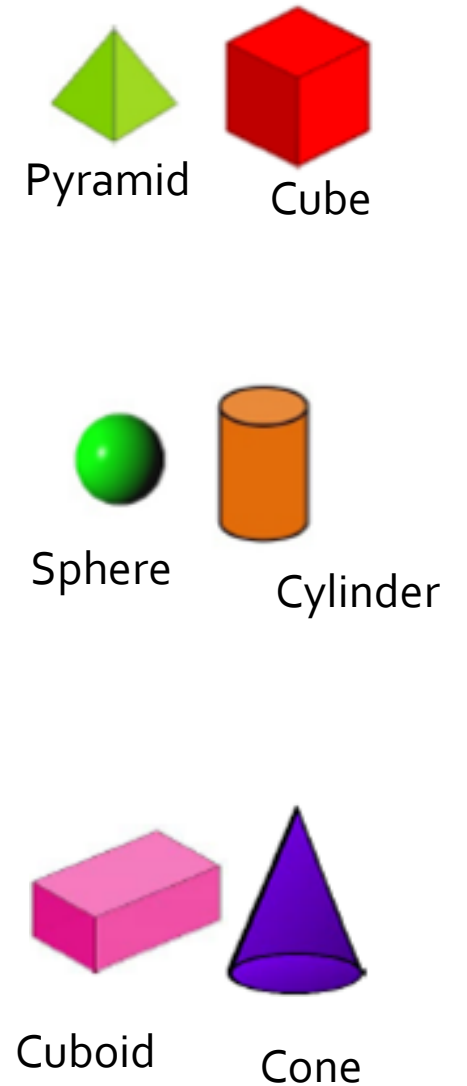


$$3 + 7 = 10$$



Maths – Geometry

	We will learn to:
	Recognise and name common 2-D including rectangles, squares, circles and triangles.
	Sort 2D shapes
	Recognise and name common 3-D shapes including cuboid, cube, cylinder, pyramid, cone and sphere.
	Sort 3D shapes.
	Name and describe properties of 2D and 3D shapes.
	Make and continue patterns with 2D and 3D shapes.
Useful links:	What shape am I : www.topmarks.co.uk , http://www.bbc.co.uk/bitesize/ks2/maths
How to help:	Play shape games. What shapes can you see around you? Draw shape pictures. Talk about shapes and their properties. Make a shape poster.



Rectangle



Circle



Square



Triangle



Science – Materials

Key Vocabulary

Materials	Attracts birds and insects.
Waterproof	Water will run off it, does not absorb water.
Absorbent	Able to soak up liquid easily.
Transparent	Allows light to pass through (you can see through it).
Magnetic	The power to attract metal.
Wood	A natural material found from trees.
Plastic	A man made material that does not break down. It can be moulded into shapes and is tough.
Rock	A natural material that forms the Earth, made from minerals.
Wool	A material that comes from an animals hair like a Sheep.
Fabric	A material that is woven together from threads.
Metal	A natural or manmade material copper or iron.
Glass	A man-made and fragile material made by.



Science - Materials

Scientific Vocabulary Mat



stretchy



wood



absorbent



waterproof



dull



shiny



not bendy



soft



glass



metal



water



rock



not waterproof



not absorbent




smooth



plastic



materials



opaque



hard



rough



stiff




bendy



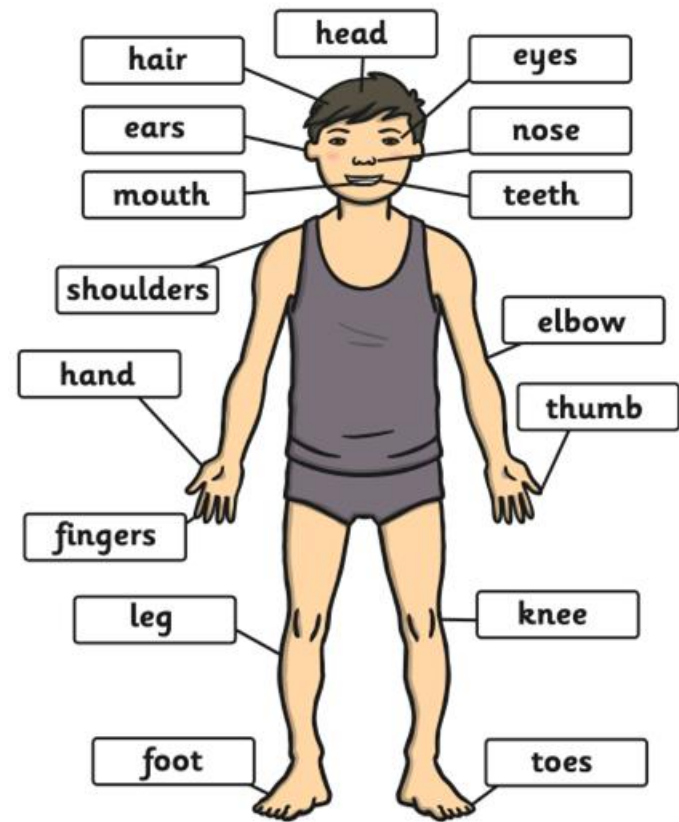
transparent



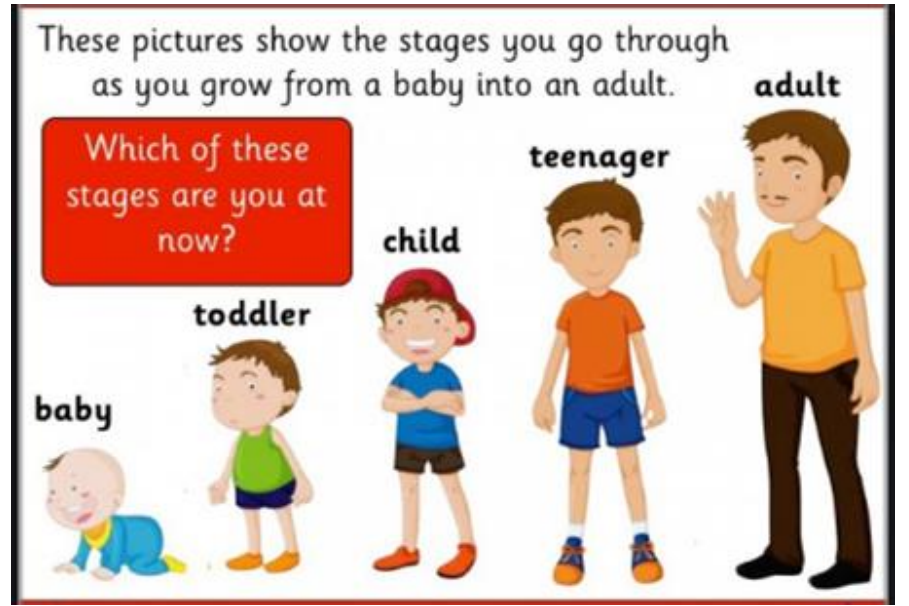
5 SENSES



Parts of the Body



Science – All about me



History – Significant Artists

ABSTRACT ARTISTS



Henry
Matisse
1869 - 1954



Piet Mondrian
1872 - 1944



Jackson
Pollock
1912- 1956

Significant Artists

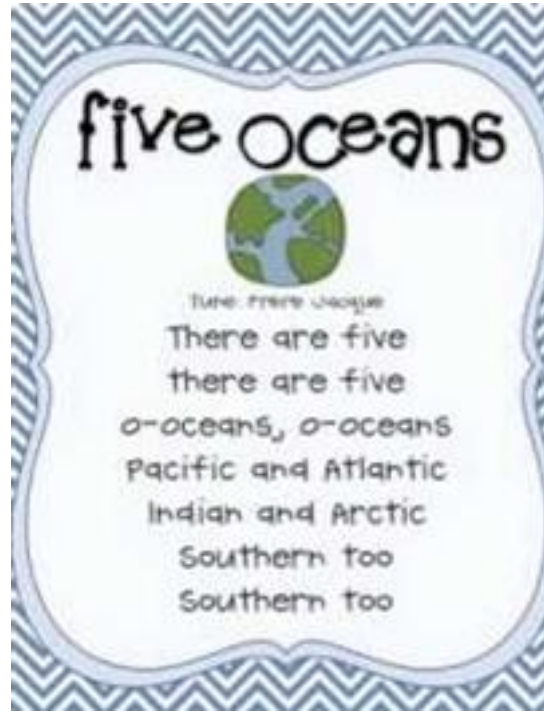
Jackson Pollock	was famous for his splatter and drip paintings. Born in America he made giant canvases of layered paint.
Henry Matisse	Born in France. He was famous for his cut out art or montage.
Piet Mondrian	Born in the Netherlands. He was famous for using only the primary colours in his work.

Key Vocabulary

Artist	A person who creates art for a living and for other people to enjoy using different materials.
Gallery	A place where art work is placed for people to visit and look at.
Portrait	A drawing or painting of a person.
Landscape	A drawing or painting of the sea, sky or mountains.
Abstract	A type of art work which is not representational. ie. It doesn't look like something and is left to the imagination.
Representational	A type of art work that is made to represent or look like something.
Still Life	A drawing or painting of something that is still, like fruit in a basket.



Geography - Continents




Key vocabulary

Country	a nation with its own government, occupying a particular territory.
Capital City	the city or town that functions as the seat of government and administrative centre of a country or region.
Continent	any of the world's main continuous expanses of land (Europe, Asia, Africa, North and South America, Australia, Antarctica).
Atlas	a book of maps or charts.
Flag	the symbol or emblem of a country or institution.



Notation



TREBLE CLEF

STAVE

BASS CLEF

G A B C D E F G A B C D E F

G A B C D E F G A B C D E F

Tonic Sol-fa

DOH'
TI
LA
SOH
FAH
MÉ
RAY
DOH


SEMIBREVE -  - 4 BEATS

MINIM -  - 2 BEATS

CROTCHET -     - 1 BEAT




- TREBLE CLEF (NOTES OF THE STAVE ARE OF A HIGHER PITCH)

 - BASS CLEF (NOTES OF THE STAVE ARE OF A LOWER PITCH)
(Pronounced Base)



Mnemonics



Instrument Families



Key Terms


Composer	- A person who writes music
Tempo	- The speed of the music
Dynamics	- The volume of the music
ff	- Fortissimo - Very loud
f	- Forte - Loud
mf	- Mezzo forte - Medium loud
mp	- Mezzo piano - Medium soft
p	- Piano - Soft
pp	- Pianissimo - Very soft
Orchestra	- A large group of musicians who play together
Conductor	- The leader of the orchestra

Tempo – the speed of the music.

Allegro – Fast



Lento – Slow



Dynamics – the volume of the music.

Forte – Loud



Piano

Soft



Spanish

Spanish Knowledge Organiser for Year 1 Term 1 Autumn 1

Key vocabulary

Saludos - Greetings		La familia - Family		Abecedario - Alphabet			
Hola	Hello	Padre	Fater	a	a	m	eme
Adios	Good bye	Madre	Mother	b	be	n	ene
Buenos dias	Good morning	Hermano	Brother	c	ce	ñ	eñe
Buenas tardes	Good afternoon	Hermana	Sister	ch	che	o	o
Buenas noches	Good night	Bebé	Baby	d	de	p	pe
Gracias	Thank you	Abuelo	Grandpa	e	e	q	cu
Por favor	Please	Abuela	Grandma	f	efe	r	erre
¿Cómo te llamas?	What is your name?	Tío	Uncle	g	ge	s	ese
Me llamo (Anna)	My name is (Anna)	Tía	Aunt	h	ache	t	te
¿Cómo estás?	How are you?	Primo	Cousin (male)	i	i	v	uve
Estoy bien	I'm good	Prima	Cousin (female)	j	jota	w	uve doble
Estoy así así	I'm so so	Hijo	Son	k	ka	x	equis
Estoy regular	I'm so so	Hija	daughter	l	ele	y	l griega
Estoy mal	I'm bad			ll	elle	z	zeta
Encantado de conocerte	Nice to meet you	USEFUL LINKS: LA familia: https://youtu.be/_T1svGpYS28 Saludos: https://youtu.be/kdDu8pFbnRc Abecedario: https://youtu.be/kdDu8pFbnRc					
Hasta luego	See you later						
Instrucciones de clase - Classroom instructions		Instrucciones de Seguridad - Safety Instructions					
Silencio	Silence	Dos					Two
Repetid	Repeat	Seis					Six
Sentaos	Sit down	Lávate					Wash
Recoged vuestras cosas	Pack away	Mascara					Mask
Levantad la mano	Raise your hand	Ganar					win
Escuchad	Listen	Distancia					Distance
No lo comprendo	I don't understand	Manten					Keep
Escribid	Write						
Leed	Read						



Spanish

Spanish Knowledge Organiser for Year 1 Term 1 Autumn 2

Key vocabulary

Colores - Colours		Mi estuche - My pencil case		Mi clase - My classroom		Frutas - Fruits	
Azul	Blue	Lápiz	pencil	Mesa	Table	Manzana	Apple
Rojo	Red	Colores	Colours	Silla	Chair	Pera	Pear
Rosa	Pink	Sacapuntas	Sharpener	Puerta	Door	Fresa	Strawberry
Amarillo	Yellow	Goma	Eraser	Ventana	Window	Naranja	Orange
Verde	Green	Regla	Ruler	Basura	Trash bin	Plátano	Banana
Naranja	Orange	Pegamento	Glue	Muebles	Furniture	Piña	Pineapple
Morado	Purple	Tijeras	Scissors	Pantalla Interactiva	Interactive White Board	Kiwi	Kiwi
Blanco	White	Estuche	Pencil case	Pizarra	White board	Uvas	Grapes
Negro	Black	Número del 1 al 10 - Numbers to 10				Limón	Lemon
Marrón / Café	Brown	0 Cero	4 Cuatro	8 Ocho		Mango	Mango
Gris	Grey	1 Uno	5 Cinco	9 Nueve		Sandía	Watermelon
		2 Dos	6 Seis	10 Diez		Melón	Melon
		3 Tres	7 Siete				

USEFUL LINKS: Colores y Números: <https://youtu.be/XufXKd0qM6Y> Frutas: https://youtu.be/_8RhpqIWkU



Health and Fitness

What is Health & Fitness?

A healthy, active lifestyle is when you live in a way which allows you to have a good physical, mental and social well being. It should include regular exercise and physical activity. Within PE you will learn about different types of exercise you can do to maintain a healthy lifestyle.

Why is it important to learn about health and fitness?

Having a physically active life can lead to good health and avoid injuries or illness. Maintaining a healthy and active lifestyle can make you feel good and also make your muscles stronger.

Key Words:

Health, fitness, sport, diet, heart rate, muscles, exercise, active, power, balance.



Ways that you can keep active at home: (Youtube)

-Go Noodle

-Cosmic kids yoga

-Just Dance kids

-Pinkfong

--Change4Life activities (website)



Resources

Quiz	https://kahoot.it/
English	https://www.literacyplanet.com/ https://www.phonicsplay.com/ https://assets.publishing.service.gov.uk/government/uploads/system/uploads/attachment_data/file/190599/Letters and Sounds - DFES-00281-2007.pdf https://www.starfall.com/h/ltr-classic/ https://www.oxfordowl.co.uk/for-home/find-a-book/library-page/#
Maths	http://www.ictgames.com/resources.html https://www.topmarks.co.uk/ https://www.mathplayground.com/grade_1_games.html
Vocabulary Flash Cards	https://www.scholastic.com/parents/games/flash-card-maker.html

