



مدرسة الدوحة البريطانية
DOHA BRITISH SCHOOL
AL WAKRA



Primary Weekly Brief

Week Commencing the 7th of May 2023



WHAT HAVE WE BEEN LEARNING THIS WEEK?

PRESCHOOL

It has been a busy week in Preschool. First, we learned the critical job of a policeman and how to stay safe by staying close to an adult when going to the mall/park. Then, we used the police (tweezers) to catch the thieves (pom poms). Wow, that was a challenge! Next, we learnt the r sound in phonics and the words that begin with it. Finally, in Maths, we challenged ourselves to count objects equal to the numeral six.

Reception

It has been an exciting week in Reception! We have learnt how to plant a bean seed and how to take care of our plant by watering it everyday! We can't wait to see it grow super tall! We have been learning about our number pairs to 10. We have also been focussing on the sounds 'ur/er' 'oi' and 'ow' and our tricky word 'was'.

Year 1

It has been another busy week for Year 1! This week we started extending our knowledge of number and place value to 50. In English, we recapped what we already know about the -un prefix and applied it to our new story, *The Secret of Black Rock*. In science, we started to explore seasonal changes by learning which months belong to each season.

YEAR 2

What a great week we have had in Year 2! From our fabulous trip to Angry Birds to lots of practise for our year group assembly. We are delighted to be having so much fun. In English, we wrote our own narrative pieces on 'Mr Braithwaite banning lessons'. In Maths, we have been learning about time. We now know the difference between o'clock and half past!

Year 3

Year 3 have had a great week. In English, they started their shared write and came up with fantastic facts and vocabulary linked to natural wonders in the world. In Maths, they have been learning to order fractions on a number line and the meaning of equivalent fractions. In Science, they discovered the functions of the different parts of plants. In history, the children ordered important periods of time on a timeline. They had a lot of fun acting them out first.

Year 4

What an incredible week it has been for Year 4! We found ourselves researching our teachers this week to write a biography on them for our English cold task! In Maths, we have been continuing on with our fractions knowledge and have started to add and subtract fractions and mixed numbers. We also learnt MR FAB to help us remember the main animal groups.





Year 5

We have had another superb week in Year 5! In Maths, we explored measuring and drawing angles. In English, we made predictions about our new book - King Kong and used persuasive language to discuss dilemmas. In Science, we learned how flowering plants reproduce through pollination. Finally, in Geography, we completed our fact files on the physical and human geography of South Africa.

YEAR 6

In Year 6 this week, we have been super busy! In Maths, we started our new unit - area and perimeter. In English, we have written a sponsorship letter from Ernest Shackleton and ordered events chronologically. In Science, we identified types of vertebrates and invertebrates. In art, we designed our own Ancient Greek vases fit for different purposes.

Español

Year 1: Has been learning to say how they feel in first and third person.

Year 2: Has been learning about winter clothes.

Year 3: Has been learning about sports and hobbies using the verbs "Jugar and Practicar" + likes and dislikes.


Year 4: Has been learning to prepare a menu.

Year 5: Has been learning to give and understand information about the houses.

Year 6: Has been learning to form the near future tenses.

Music

This week Primary students have been playing music games, body percussion, drums, ukulele and other percussion instruments. We are learning about musical notation and instruments of the orchestra (brass, percussion families), listening to the sound of the instruments and trying to understand the difference. Students have been practising singing different melodies with SolFa hand signs. Pupils practised, "I can't wait to be King" "Spirit fly". "Rhythm in the way we walk" songs. All pupils have been practising how to sing with proper singing technique.




















Sunday 21st May- Parent Reading Workshop- Parents from Y1-6 invited into school from 12.30 until 1.30 to experience a reading session. (Y2 P1- 7.30-8.20)

12th June- Wakra Extravaganza (More details to follow).

WB- 11.6.23 Assessment Week

27th June- Final Day of school.

Star of the Week

	Shaikha Bukarbal		Mahira and Abadah
	Asmaa Al-Fehaida		Jeya Devi
	Ayesha Sohail		Ahmad Elfallah
	Ali Al-Sahli		Khadija Nagy
	Moza Al-Mannai		Hamza Soliman
	RaiekAbouakar		Leena Nazdeen
	Mayumi Muthuthantri		Sayed Alawi
	Rose Al-Yarboeui		Ahmad Al-Sorour
	Nabiha Jamshaid		

TIMES TABLES ROCK STARS CHAMPION OF THE WEEK



Year 2

Salma Elfallah



Year 5

Joud AlKhenji



Year 3

Felysh



Year 6

Aisha Al-Mansoori



Year 4

Sulaiman Al-Abdulla



UNDER 5 SECS



UNDER 4 SECS



UNDER 3 SECS



UNDER 2 SECS

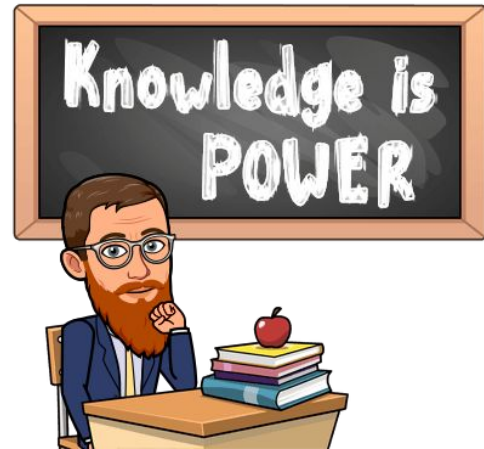


UNDER 1 SEC



These children
have had their
birthday this
week

**Khaleefah Nur Haqem
Thani Al-Sowaidi
Upamanyu Bose
Rashid Al-Sahal
Adam Matar**



Click the picture above to access your child's summer term knowledge Organiser. Below are some ideas on using the knowledge organiser to support your child's learning.

A knowledge organiser is a tool that helps children to learn and retain important information about a particular subject. It is essentially a document that summarises key facts, concepts and vocabulary related to a topic or subject.

Here are some tips on how you can use a knowledge organiser:

- ❖ Introduce the knowledge organiser: Explain to your child what a knowledge organiser is and how it can help them to learn and remember important information. Show them an their knowledge organiser and help them to understand how it is structured.
- ❖ Use it as a reference tool: Encourage your child to refer to the knowledge organiser when they are studying or doing homework related to the topic. They can use it to check their understanding, clarify concepts or remember key facts.
- ❖ Practice recall: Encourage your child to practice recalling information from the knowledge organiser. You can do this by asking them questions related to the topic and seeing if they can answer them from memory using the information on the knowledge organiser.
- ❖ Use it to review: Reviewing the knowledge organiser regularly can help your child to consolidate their learning and retain the information over time. Encourage them to review it before tests, exams or assessments.
- ❖ Personalise it: Encourage your child to personalise their knowledge organiser by adding their own notes, drawings or annotations to it. This can help them to engage more deeply with the content and make it more memorable.

Overall, a knowledge organiser can be a useful tool for parents and children alike to support learning and retention of important information. By following these tips, parents can help their children to use it effectively and gain the most benefit from it.

Thank You

The background features a series of overlapping circles in various shades of blue, creating a layered, organic effect. To the right of the text, there is a white graphic element consisting of two curved lines that meet at a point, resembling a stylized leaf or a speech bubble tail.